

# QMI Lesson 10: Applications of the First Derivative

C C Moxley

Samford University Brock School of Business

# Increasing and Decreasing Functions

We have talked a bit about what it means for a function to be increasing or decreasing, but we have not formalized this concept.

# Increasing and Decreasing Functions

We have talked a bit about what it means for a function to be increasing or decreasing, but we have not formalized this concept.

## Definition

A function  $f$  is increasing on an interval  $(a, b)$  if for every two numbers  $x_1$  and  $x_2$  in  $(a, b)$ , we have that  $x_1 < x_2 \implies f(x_1) < f(x_2)$ .

# Increasing and Decreasing Functions

We have talked a bit about what it means for a function to be increasing or decreasing, but we have not formalized this concept.

## Definition

A function  $f$  is increasing on an interval  $(a, b)$  if for every two numbers  $x_1$  and  $x_2$  in  $(a, b)$ , we have that  $x_1 < x_2 \implies f(x_1) < f(x_2)$ .

A function  $f$  is decreasing on an interval  $(a, b)$  if for every two numbers  $x_1$  and  $x_2$  in  $(a, b)$ , we have that  $x_1 < x_2 \implies f(x_1) > f(x_2)$ .

The graphs of functions make it easy to pinpoint the intervals on which they increase/decrease.

# Increasing and Decreasing Functions

We have talked a bit about what it means for a function to be increasing or decreasing, but we have not formalized this concept.

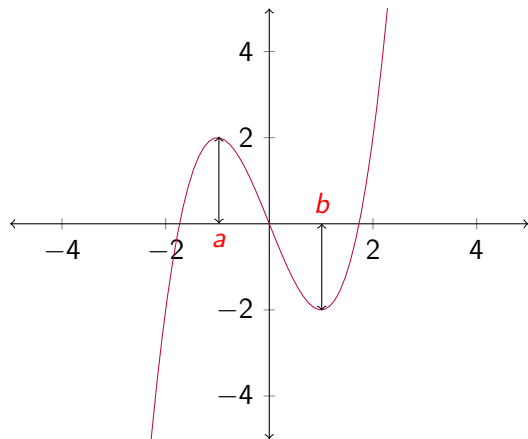
## Definition

A function  $f$  is increasing on an interval  $(a, b)$  if for every two numbers  $x_1$  and  $x_2$  in  $(a, b)$ , we have that  $x_1 < x_2 \implies f(x_1) < f(x_2)$ .

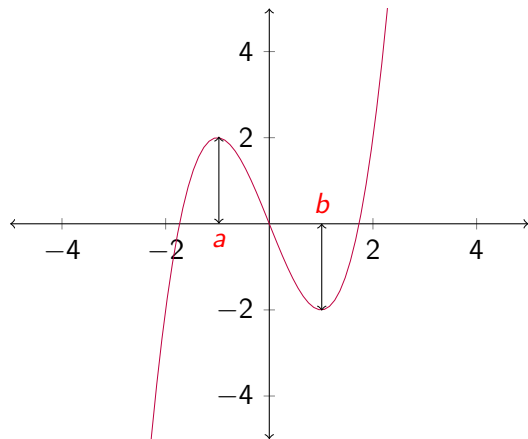
A function  $f$  is decreasing on an interval  $(a, b)$  if for every two numbers  $x_1$  and  $x_2$  in  $(a, b)$ , we have that  $x_1 < x_2 \implies f(x_1) > f(x_2)$ .

The graphs of functions make it easy to pinpoint the intervals on which they increase/decrease.

# Increasing and Decreasing Functions: Graph

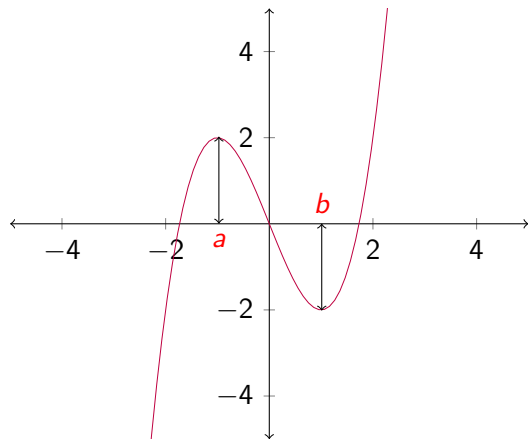


# Increasing and Decreasing Functions: Graph



This function is decreasing on the interval  $(a, b)$ .

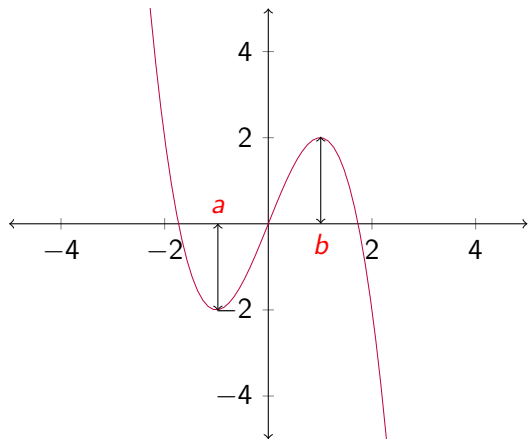
# Increasing and Decreasing Functions: Graph



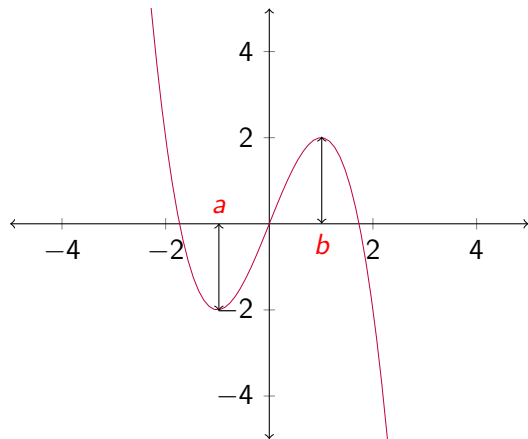
This function is decreasing on the interval  $(a, b)$ . What can you say about the tangent line at the points on this interval?



# Increasing and Decreasing Functions: Graph

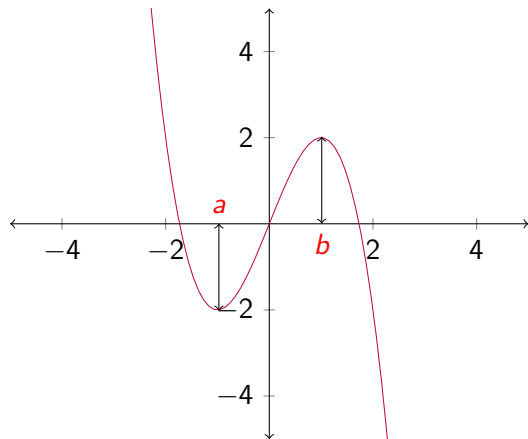


# Increasing and Decreasing Functions: Graph



This function is increasing on the interval  $(a, b)$ .

# Increasing and Decreasing Functions: Graph



This function is increasing on the interval  $(a, b)$ . What can you say about the tangent line at the points on this interval?

# The Derivative and Increasing/Decreasing Functions

## Theorem

- 1 A function is increasing on an interval  $(a, b)$  if for every  $x$  in  $(a, b)$ , we have that  $f'(x) > 0$ .

# The Derivative and Increasing/Decreasing Functions

## Theorem

- 1** *A function is increasing on an interval  $(a, b)$  if for every  $x$  in  $(a, b)$ , we have that  $f'(x) > 0$ .*
- 2** *A function is decreasing on an interval  $(a, b)$  if for every  $x$  in  $(a, b)$ , we have that  $f'(x) < 0$ .*

# The Derivative and Increasing/Decreasing Functions

## Theorem

- 1** *A function is increasing on an interval  $(a, b)$  if for every  $x$  in  $(a, b)$ , we have that  $f'(x) > 0$ .*
- 2** *A function is decreasing on an interval  $(a, b)$  if for every  $x$  in  $(a, b)$ , we have that  $f'(x) < 0$ .*
- 3** *A function is constant on an interval  $(a, b)$  if for every  $x$  in  $(a, b)$ , we have that  $f'(x) = 0$ .*

# The Derivative and Increasing/Decreasing Functions

We can use the previous theorem to determine the intervals on which a function is increasing, decreasing, or constant. Just follow these steps:

# The Derivative and Increasing/Decreasing Functions

We can use the previous theorem to determine the intervals on which a function is increasing, decreasing, or constant. Just follow these steps:

- 1 Find everywhere that  $f'$  is zero or undefined, and break up the number line into intervals with these points (or intervals) as endpoints.



# The Derivative and Increasing/Decreasing Functions

We can use the previous theorem to determine the intervals on which a function is increasing, decreasing, or constant. Just follow these steps:

- 1 Find everywhere that  $f'$  is zero or undefined, and break up the number line into intervals with these points (or intervals) as endpoints.
- 2 Find a test value in each interval. If the derivative is positive at that test value, then the function is increasing on the corresponding interval.

# The Derivative and Increasing/Decreasing Functions

We can use the previous theorem to determine the intervals on which a function is increasing, decreasing, or constant. Just follow these steps:

- 1 Find everywhere that  $f'$  is zero or undefined, and break up the number line into intervals with these points (or intervals) as endpoints.
- 2 Find a test value in each interval. If the derivative is positive at that test value, then the function is increasing on the corresponding interval. Similarly, if the derivative is negative at the test value, then the function is decreasing on the corresponding interval.

## Example

Find the intervals on which  $f(x) = x + \frac{1}{x}$  is increasing and decreasing.

## Example

Find the intervals on which  $f(x) = x + \frac{1}{x}$  is increasing and decreasing.

$$\text{Well, } f'(x) = 1 - \frac{1}{x^2} = \frac{x^2-1}{x^2} = \frac{(x+1)(x-1)}{x^2}.$$

## Example

Find the intervals on which  $f(x) = x + \frac{1}{x}$  is increasing and decreasing.

Well,  $f'(x) = 1 - \frac{1}{x^2} = \frac{x^2-1}{x^2} = \frac{(x+1)(x-1)}{x^2}$ . So, we have roots of the derivative at  $x = 1, -1$  and a vertical asymptote at  $x = 0$ .

## Example

Find the intervals on which  $f(x) = x + \frac{1}{x}$  is increasing and decreasing.

Well,  $f'(x) = 1 - \frac{1}{x^2} = \frac{x^2-1}{x^2} = \frac{(x+1)(x-1)}{x^2}$ . So, we have roots of the derivative at  $x = 1, -1$  and a vertical asymptote at  $x = 0$ . We break the real number line over these points, and test.

## Example

Find the intervals on which  $f(x) = x + \frac{1}{x}$  is increasing and decreasing.

Well,  $f'(x) = 1 - \frac{1}{x^2} = \frac{x^2-1}{x^2} = \frac{(x+1)(x-1)}{x^2}$ . So, we have roots of the derivative at  $x = 1, -1$  and a vertical asymptote at  $x = 0$ . We break the real number line over these points, and test.

Interval	Test Value $x$	$f'(x)$	Sign of $f'(x)$
$(-\infty, -1)$	$-2$	$\frac{3}{4}$	+
$(-1, 0)$	$-\frac{1}{2}$	$-\frac{3}{\infty}$	-
$(0, 1)$	$\frac{1}{2}$	$-\frac{3}{\infty}$	-
$(1, \infty)$	$2$	$\frac{3}{4}$	+

## Example

Find the intervals on which  $f(x) = x + \frac{1}{x}$  is increasing and decreasing.

Well,  $f'(x) = 1 - \frac{1}{x^2} = \frac{x^2-1}{x^2} = \frac{(x+1)(x-1)}{x^2}$ . So, we have roots of the derivative at  $x = 1, -1$  and a vertical asymptote at  $x = 0$ . We break the real number line over these points, and test.

Interval	Test Value $x$	$f'(x)$	Sign of $f'(x)$
$(-\infty, -1)$	$-2$	$\frac{3}{4}$	+
$(-1, 0)$	$-\frac{1}{2}$	$-\frac{3}{4}$	-
$(0, 1)$	$\frac{1}{2}$	$-\frac{3}{4}$	-
$(1, \infty)$	$2$	$\frac{3}{4}$	+

So, the function is increasing on  $(-\infty, -1)$  and  $(1, \infty)$  and decreasing on  $(-1, 0)$  and  $(0, 1)$ .



# Mean Value Theorem

A nice feature of a smooth, i.e. differentiable, function is the Mean Value Theorem.

# Mean Value Theorem

A nice feature of a smooth, i.e. differentiable, function is the Mean Value Theorem. Essentially, it says that if you have a secant line connecting two points between which the function is smooth, then there is at least one corresponding point at which the tangent line is parallel to the this secant line.

## Theorem (The Mean Value Theorem)

*If  $f$  is continuous on  $[a, b]$  and differentiable on  $(a, b)$ , then there is at least one  $c$  in  $(a, b)$  for which*

$$f'(c) = \frac{f(b) - f(a)}{b - a}.$$

## Example

A farmer's production of apples is governed by  $y(t) = 3t^2 + 10$ , where  $y$  is tons of apples and  $t$  is weeks. Show that, at some point, the farmer is producing exactly 30 tons of apples per week.

## Example

A farmer's production of apples is governed by  $y(t) = 3t^2 + 10$ , where  $y$  is tons of apples and  $t$  is weeks. Show that, at some point, the farmer is producing exactly 30 tons of apples per week.

Well,  $y(0) = 10$  and  $y(10) = 310$ , so

## Example

A farmer's production of apples is governed by  $y(t) = 3t^2 + 10$ , where  $y$  is tons of apples and  $t$  is weeks. Show that, at some point, the farmer is producing exactly 30 tons of apples per week.

Well,  $y(0) = 10$  and  $y(10) = 310$ , so

$$\frac{y(10) - y(0)}{10 - 0} = \frac{300 - 10}{10} = 30.$$

## Example

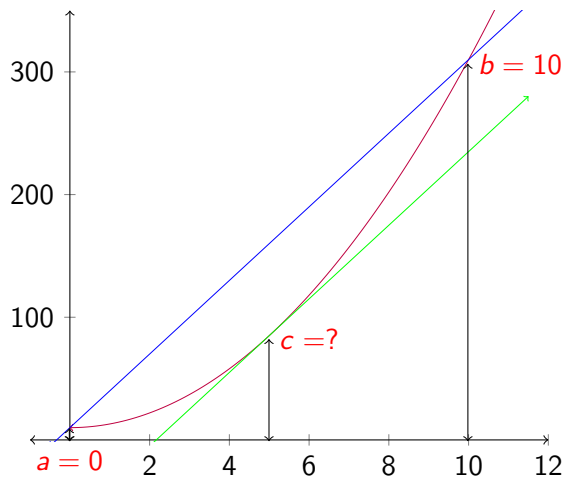
A farmer's production of apples is governed by  $y(t) = 3t^2 + 10$ , where  $y$  is tons of apples and  $t$  is weeks. Show that, at some point, the farmer is producing exactly 30 tons of apples per week.

Well,  $y(0) = 10$  and  $y(10) = 310$ , so

$$\frac{y(10) - y(0)}{10 - 0} = \frac{300 - 10}{10} = 30.$$

Thus, by the MVT, there is some  $c$  in  $(0, 10)$  at which the rate of production is 30 tons of apples per week.

# Graph



# Relative Extrema: Definitions

## Definition (Relative Maximum)

A relative maximum of a function  $f$  occurs at a point  $c$  if  $f(c) \geq f(x)$  for all points  $x$  in some open interval containing  $c$ .



# Relative Extrema: Definitions

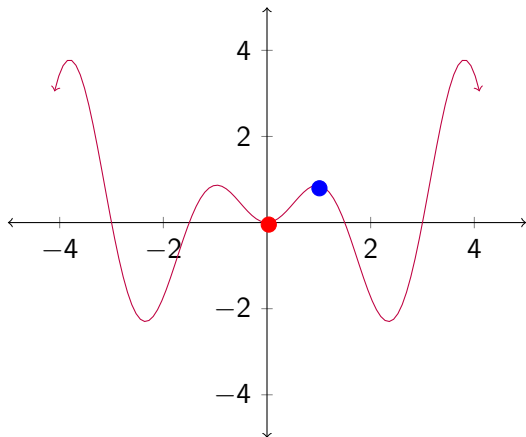
## Definition (Relative Maximum)

A relative maximum of a function  $f$  occurs at a point  $c$  if  $f(c) \geq f(x)$  for all points  $x$  in some open interval containing  $c$ .

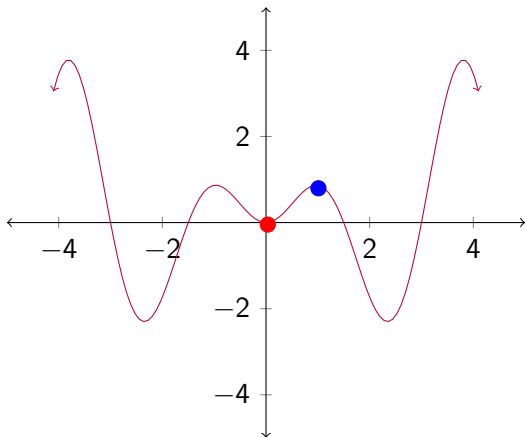
## Definition (Relative Minimum)

A relative minimum of a function  $f$  occurs at a point  $c$  if  $f(c) \leq f(x)$  for all points  $x$  in some open interval containing  $c$ .

# Graph



# Graph



A relative max is in **blue** and a relative minimum is in **red**. Where are the other relative maxima/minima?

# Finding Relative Extrema

When a function  $f$  has a **continuous** derivative on an interval  $(a, b)$ , you may use the following steps.

- 1 Differentiate  $f$ .

# Finding Relative Extrema

When a function  $f$  has a **continuous** derivative on an interval  $(a, b)$ , you may use the following steps.

- 1 Differentiate  $f$ .
- 2 Find where  $f'(x) = 0$ .

# Finding Relative Extrema

When a function  $f$  has a **continuous** derivative on an interval  $(a, b)$ , you may use the following steps.

- 1 Differentiate  $f$ .
- 2 Find where  $f'(x) = 0$ . (These points are called **critical numbers**)

# Finding Relative Extrema

When a function  $f$  has a **continuous** derivative on an interval  $(a, b)$ , you may use the following steps.

- 1 Differentiate  $f$ .
- 2 Find where  $f'(x) = 0$ . (These points are called **critical numbers**)
- 3 Test the critical number!

# Finding Relative Extrema

When a function  $f$  has a **continuous** derivative on an interval  $(a, b)$ , you may use the following steps.

- 1 Differentiate  $f$ .
- 2 Find where  $f'(x) = 0$ . (These points are called **critical numbers**)
- 3 Test the critical number! If  $f'$  changes from negative to positive as we pass over the critical point from left to right, then the critical number is



# Finding Relative Extrema

When a function  $f$  has a **continuous** derivative on an interval  $(a, b)$ , you may use the following steps.

- 1 Differentiate  $f$ .
- 2 Find where  $f'(x) = 0$ . (These points are called **critical numbers**)
- 3 Test the critical number! If  $f'$  changes from negative to positive as we pass over the critical point from left to right, then the critical number is a relative minimum.

# Finding Relative Extrema

When a function  $f$  has a **continuous** derivative on an interval  $(a, b)$ , you may use the following steps.

- 1 Differentiate  $f$ .
- 2 Find where  $f'(x) = 0$ . (These points are called **critical numbers**)
- 3 Test the critical number! If  $f'$  changes from negative to positive as we pass over the critical point from left to right, then the critical number is a relative minimum. If  $f'$  changes from positive to negative as we pass over the critical number from left to right, then the critical number is

# Finding Relative Extrema

When a function  $f$  has a **continuous** derivative on an interval  $(a, b)$ , you may use the following steps.

- 1 Differentiate  $f$ .
- 2 Find where  $f'(x) = 0$ . (These points are called **critical numbers**)
- 3 Test the critical number! If  $f'$  changes from negative to positive as we pass over the critical point from left to right, then the critical number is a relative minimum. If  $f'$  changes from positive to negative as we pass over the critical number from left to right, then the critical number is a relative maximum.

# Finding Relative Extrema

When a function  $f$  has a **continuous** derivative on an interval  $(a, b)$ , you may use the following steps.

- 1 Differentiate  $f$ .
- 2 Find where  $f'(x) = 0$ . (These points are called **critical numbers**)
- 3 Test the critical number! If  $f'$  changes from negative to positive as we pass over the critical point from left to right, then the critical number is a relative minimum. If  $f'$  changes from positive to negative as we pass over the critical number from left to right, then the critical number is a relative maximum. If  $f'$  does not change signs as you pass over the critical number, then it is not a relative maximum or a relative minimum.

# Finding Relative Extrema

Why does this process work?

# Finding Relative Extrema

Why does this process work?

Obviously, if a function is increasing and then decreasing, then its derivative must move from positive to negative.

# Finding Relative Extrema

Why does this process work?

Obviously, if a function is increasing and then decreasing, then its derivative must move from positive to negative. So, if the derivative is continuous, then it must be zero at some point.

# Finding Relative Extrema

Why does this process work?

Obviously, if a function is increasing and then decreasing, then its derivative must move from positive to negative. So, if the derivative is continuous, then it must be zero at some point. This means that to the right of the point where the derivative is zero, the function must take values less than the value at the point. And to the left of the point, the function must take values less than the value at the point.

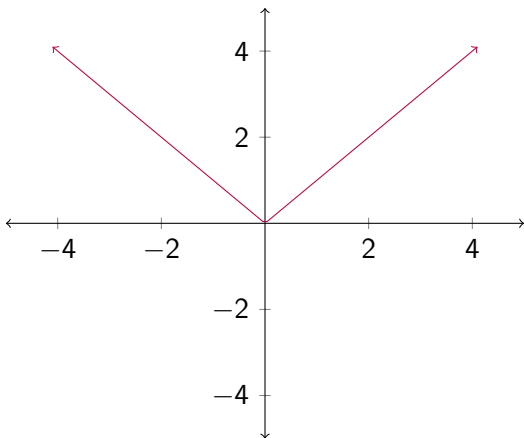


## A Warning

A relative extrema may exist even if the function does not have a continuous derivative. (In which case, we cannot use the above steps.) For example, consider  $f(x) = |x|$ .

## A Warning

A relative extrema may exist even if the function does not have a continuous derivative. (In which case, we cannot use the above steps.) For example, consider  $f(x) = |x|$ .



# Defining Critical Number

Because of our previous example, we extend our definition of critical number.

# Defining Critical Number

Because of our previous example, we extend our definition of critical number.

## Definition (Critical Number)

A critical number of a function  $f$  is any number  $c$  in the domain of  $f$  such that  $f'(c) = 0$  or does not exist.

# Defining Critical Number

Because of our previous example, we extend our definition of critical number.

## Definition (Critical Number)

A critical number of a function  $f$  is any number  $c$  in the domain of  $f$  such that  $f'(c) = 0$  or does not exist.

With this extension, we can find the relative minima and maxima of any continuous function, not just those with continuous derivatives.

# Example

Find the relative extrema of  $-\frac{2}{3}x^3 - 2x^2 + 6x - 1$ .

# Example

Find the relative extrema of  $-\frac{2}{3}x^3 - 2x^2 + 6x - 1$ .

Well,

$$f'(x) = -2x^2 - 4x + 6 =$$

## Example

Find the relative extrema of  $-\frac{2}{3}x^3 - 2x^2 + 6x - 1$ .

Well,

$$f'(x) = -2x^2 - 4x + 6 = -2(x^2 + 2x - 3) =$$



## Example

Find the relative extrema of  $-\frac{2}{3}x^3 - 2x^2 + 6x - 1$ .

Well,

$$f'(x) = -2x^2 - 4x + 6 = -2(x^2 + 2x - 3) = -2(x + 3)(x - 1).$$

## Example

Find the relative extrema of  $-\frac{2}{3}x^3 - 2x^2 + 6x - 1$ .

Well,

$$f'(x) = -2x^2 - 4x + 6 = -2(x^2 + 2x - 3) = -2(x + 3)(x - 1).$$

Thus, we have critical points at  $x = -3, 1$ . We test the number line broken over these points.

## Example

Find the relative extrema of  $-\frac{2}{3}x^3 - 2x^2 + 6x - 1$ .

Well,

$$f'(x) = -2x^2 - 4x + 6 = -2(x^2 + 2x - 3) = -2(x + 3)(x - 1).$$

Thus, we have critical points at  $x = -3, 1$ . We test the number line broken over these points.

Interval	Test Value	Sign
$(-\infty, -3)$	-4	$f'(-4) < 0$
$(-3, 1)$	0	$f'(0) > 0$
$(1, \infty)$	2	$f'(2) < 0$

# Example

Interval	Test Value	Sign
$(-\infty, -3)$	-4	$f'(-4) < 0$
$(-3, 1)$	0	$f'(0) > 0$
$(1, \infty)$	2	$f'(2) < 0$

## Example

Interval	Test Value	Sign
$(-\infty, -3)$	-4	$f'(-4) < 0$
$(-3, 1)$	0	$f'(0) > 0$
$(1, \infty)$	2	$f'(2) < 0$

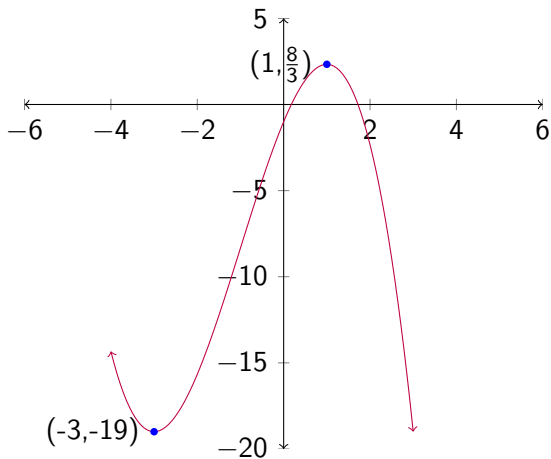
Thus, a relative minimum ( $f(-3) = -19$ ) occurs at  $x = -3$ ,

## Example

Interval	Test Value	Sign
$(-\infty, -3)$	-4	$f'(-4) < 0$
$(-3, 1)$	0	$f'(0) > 0$
$(1, \infty)$	2	$f'(2) < 0$

Thus, a relative minimum ( $f(-3) = -19$ ) occurs at  $x = -3$ , and a relative maximum ( $f(1) = \frac{8}{3}$ ) occurs at  $x = 1$ .

# Graph



# Example

Find the relative extrema of  $f(x) = x + \frac{1}{x}$ .



# Example

Find the relative extrema of  $f(x) = x + \frac{1}{x}$ .

Well,  $f'(x) = 1 - \frac{1}{x^2} =$

## Example

Find the relative extrema of  $f(x) = x + \frac{1}{x}$ .

$$\text{Well, } f'(x) = 1 - \frac{1}{x^2} = \frac{x^2-1}{x^2} =$$

## Example

Find the relative extrema of  $f(x) = x + \frac{1}{x}$ .

$$\text{Well, } f'(x) = 1 - \frac{1}{x^2} = \frac{x^2-1}{x^2} = \frac{(x+1)(x-1)}{x^2}.$$

## Example

Find the relative extrema of  $f(x) = x + \frac{1}{x}$ .

$$\text{Well, } f'(x) = 1 - \frac{1}{x^2} = \frac{x^2-1}{x^2} = \frac{(x+1)(x-1)}{x^2}.$$

Thus, we have critical points at  $x = -1, 0, 1$ . We test the number line broken over these points.

## Example

Find the relative extrema of  $f(x) = x + \frac{1}{x}$ .

$$\text{Well, } f'(x) = 1 - \frac{1}{x^2} = \frac{x^2-1}{x^2} = \frac{(x+1)(x-1)}{x^2}.$$

Thus, we have critical points at  $x = -1, 0, 1$ . We test the number line broken over these points.

Interval	Test Value	Sign
$(-\infty, -1)$	-2	$f'(-2) > 0$
$(-1, 0)$	$-\frac{1}{2}$	$f'(-\frac{1}{2}) < 0$
$(0, 1)$	$\frac{1}{2}$	$f'(\frac{1}{2}) < 0$
$(1, \infty)$	2	$f'(2) > 0$

# Example

Interval	Test Value	Sign
$(-\infty, -1)$	-2	$f'(-2) > 0$
$(-1, 0)$	$-\frac{1}{2}$	$f'(-\frac{1}{2}) < 0$
$(0, 1)$	$\frac{1}{2}$	$f'(\frac{1}{2}) < 0$
$(1, \infty)$	2	$f'(2) > 0$

## Example

Interval	Test Value	Sign
$(-\infty, -1)$	-2	$f'(-2) > 0$
$(-1, 0)$	$-\frac{1}{2}$	$f'(-\frac{1}{2}) < 0$
$(0, 1)$	$\frac{1}{2}$	$f'(\frac{1}{2}) < 0$
$(1, \infty)$	2	$f'(2) > 0$

Thus, a relative maximum ( $f(-1) = -2$ ) occurs at  $x = -1$ ,

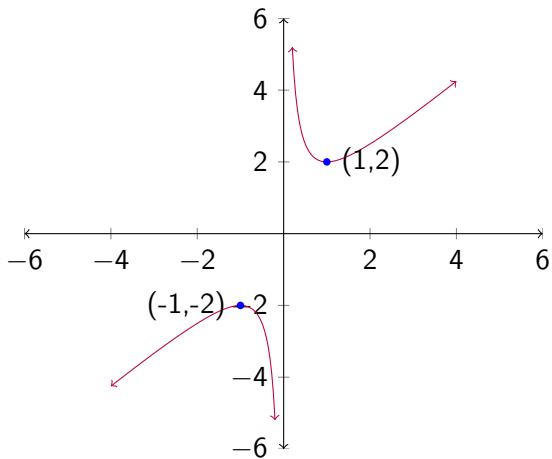
## Example

Interval	Test Value	Sign
$(-\infty, -1)$	-2	$f'(-2) > 0$
$(-1, 0)$	$-\frac{1}{2}$	$f'(-\frac{1}{2}) < 0$
$(0, 1)$	$\frac{1}{2}$	$f'(\frac{1}{2}) < 0$
$(1, \infty)$	2	$f'(2) > 0$

Thus, a relative maximum ( $f(-1) = -2$ ) occurs at  $x = -1$ , and a relative minimum ( $f(1) = 2$ ) occurs at  $x = 1$ .



# Graph



## Example

The profit function for AirSoft is given by  $P(x) = -0.02x^2 + 300x - 200000$  in dollars where  $x$  is the number of AirSoft guns produced. Find where  $P$  is increasing and decreasing and find any relative extrema.

## Example

The profit function for AirSoft is given by  $P(x) = -0.02x^2 + 300x - 200000$  in dollars where  $x$  is the number of AirSoft guns produced. Find where  $P$  is increasing and decreasing and find any relative extrema.

## Example

The profit function for AirSoft is given by  $P(x) = -0.02x^2 + 300x - 200000$  in dollars where  $x$  is the number of AirSoft guns produced. Find where  $P$  is increasing and decreasing and find any relative extrema.

Well,  $P'(x) = -0.04x + 300$

## Example

The profit function for AirSoft is given by  $P(x) = -0.02x^2 + 300x - 200000$  in dollars where  $x$  is the number of AirSoft guns produced. Find where  $P$  is increasing and decreasing and find any relative extrema.

Well,  $P'(x) = -0.04x + 300$  which equals zero when  $x = 7500$ .

## Example

The profit function for AirSoft is given by  $P(x) = -0.02x^2 + 300x - 200000$  in dollars where  $x$  is the number of AirSoft guns produced. Find where  $P$  is increasing and decreasing and find any relative extrema.

Well,  $P'(x) = -0.04x + 300$  which equals zero when  $x = 7500$ . So we break the number line over this point:

Interval	Test Value	Sign
$(-\infty, 7500)$	0	$f'(0) > 0$
$(7500, \infty)$	10000	$f'(10000) < 0$

## Example

The profit function for AirSoft is given by  $P(x) = -0.02x^2 + 300x - 200000$  in dollars where  $x$  is the number of AirSoft guns produced. Find where  $P$  is increasing and decreasing and find any relative extrema.

Well,  $P'(x) = -0.04x + 300$  which equals zero when  $x = 7500$ . So we break the number line over this point:

Interval	Test Value	Sign
$(-\infty, 7500)$	0	$f'(0) > 0$
$(7500, \infty)$	10000	$f'(10000) < 0$

Thus,  $P$  is decreasing on  $(7500, \infty)$ ,

## Example

The profit function for AirSoft is given by  $P(x) = -0.02x^2 + 300x - 200000$  in dollars where  $x$  is the number of AirSoft guns produced. Find where  $P$  is increasing and decreasing and find any relative extrema.

Well,  $P'(x) = -0.04x + 300$  which equals zero when  $x = 7500$ . So we break the number line over this point:

Interval	Test Value	Sign
$(-\infty, 7500)$	0	$f'(0) > 0$
$(7500, \infty)$	10000	$f'(10000) < 0$

Thus,  $P$  is decreasing on  $(7500, \infty)$ , increasing on  $(0, 7500)$ ,



## Example

The profit function for AirSoft is given by  $P(x) = -0.02x^2 + 300x - 200000$  in dollars where  $x$  is the number of AirSoft guns produced. Find where  $P$  is increasing and decreasing and find any relative extrema.

Well,  $P'(x) = -0.04x + 300$  which equals zero when  $x = 7500$ . So we break the number line over this point:

Interval	Test Value	Sign
$(-\infty, 7500)$	0	$f'(0) > 0$
$(7500, \infty)$	10000	$f'(10000) < 0$

Thus,  $P$  is decreasing on  $(7500, \infty)$ , increasing on  $(0, 7500)$ , and has a relative maximum at  $x = 7500$  which is  $f(7500) = 925000$ .

# Assignment

Read 4.2. Do problems 8, 10, 18, 34, 42, 46, 48, 62, 70, 86, 92 in 4.1.