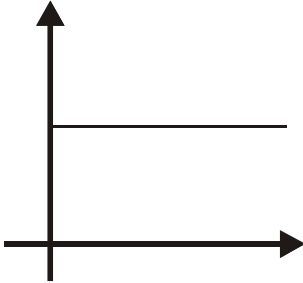
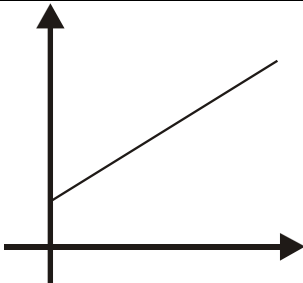
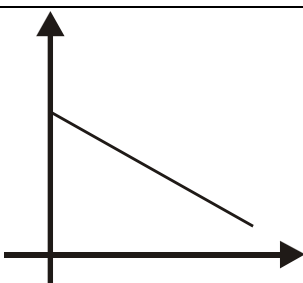
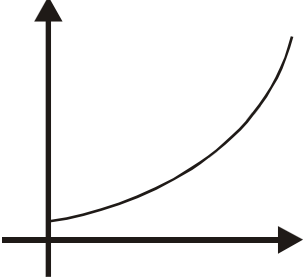
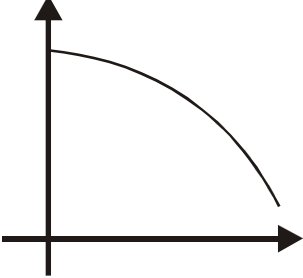
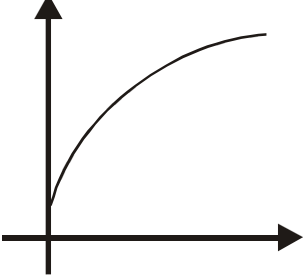
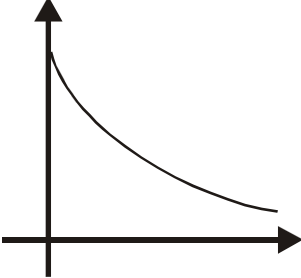
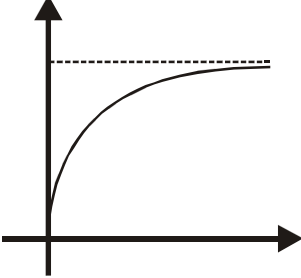
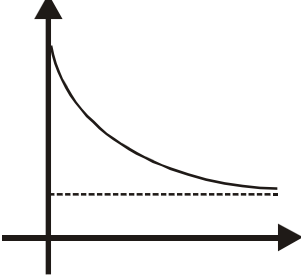


# BOT Graphs and Feedback in Stella Models

Behavior Over Time (BOT) Graph	Description (Rate of Change)	Flow Equation(s) (Possible)	Type of Feedback: (1) in/outflow (2) positive/negative	(Simple) STELLA Model(s) (Possible)
				
				
				

<b>Behavior Over Time (BOT) Graph</b>	<b>Description (Rate of Change)</b>	<b>Flow Equation(s) (Possible)</b>	<b>Type of Feedback: (1) in/outflow (2) positive/negative</b>	<b>(Simple) STELLA Model(s) (Possible)</b>
				
				
				

<b>Behavior Over Time (BOT) Graph</b>	<b>Description (Rate of Change)</b>	<b>Flow Equation(s) (Possible)</b>	<b>Type of Feedback: (1) in/outflow (2) positive/negative</b>	<b>(Simple) STELLA Model(s) (Possible)</b>
				
				
				

<b>Behavior Over Time (BOT) Graph</b>	<b>Description (Rate of Change)</b>	<b>Flow Equation(s) (Possible)</b>	<b>Type of Feedback: (1) in/outflow (2) positive/negative</b>	<b>(Simple) STELLA Model(s) (Possible)</b>
